

# Purabi General Insurance Company Ltd.

STATEMENT OF FINANCIAL POSITION (UN-AUDITED)  
AS AT MARCH 31, 2025

CAPITAL & LIABILITIES	Mar-31, 2025 Taka	Dec-31, 2024 Taka
<b>SHARE CAPITAL :</b>		
AUTHORIZED	1,000,000,000	1,000,000,000
100,000,000 ordinary shares of tk. 10/- each		
ISSUED SUBSCRIBED & PAID UP	598,125,067	598,125,067
59,812,506.70 ordinary shares of Tk. 10/- each		
RESERVE OR CONTINGENCY ACCOUNTS		
RESERVE FOR EXCEPTIONAL LOSSESS	63,399,719	61,300,304
RESERVE ON GAIN FOR CONSIDERATION OF MARKET VALUE OF SHARES	-	-
BALANCE OF FUND AND ACCOUNTS (Fire, Marine Cargo, Marine Hull, Motor, Misc. Insurance Business)	59,972,177	66,194,151
PREMIUM DEPOSIT	25,707,342	30,547,680
ESTIMATED LIABILITIES IN RESPECT OF OUTSTANDING CLAIMS WHETHER DUE OR INTIMATED	61,209,452	57,646,652
AMOUNT DUE TO OTHER PERSONS OR BODIES CARRYING ON INSURANCE BUSINESS	195,852,990	185,800,056
SUNDRY CREDITORS	19,231,902	22,470,134
UNCLAIMED DIVIDEND	16,552,550	16,552,550
DIVIDEND PAYABLE	42,252,393	47,815,074
LEASE LIABILITY	7,626,062	8,084,612
PROVISION FOR TAXATION	307,055,739	296,377,744
RETAINED EARNINGS	192,870,575	183,551,405
<b>TOTAL</b>	<b>1,589,855,968</b>	<b>1,574,465,429</b>
<b>PROPERTY &amp; ASSETS</b>	<b>Mar-31, 2025 Taka</b>	<b>Dec-31, 2024 Taka</b>
<b>INVESTMENT</b>	<b>162,424,596</b>	<b>130,088,505</b>
STATUTORY DEPOSITS	4,500,000	4,500,000
Bangladesh Govt. Treasury Bond (BGTB)	60,000,000	55,000,000
SHARES (Market price)	97,924,596	70,588,505
INTEREST, DIVIDEND & RENTS RECEIVABLES (accrued but not due)	12,007,519	15,188,669
AMOUNT DUE FROM OTHER PERSONS OR BODIES CARRYING ON INSURANCE BUSINESS	185,570,649	178,014,771
ADVANCE DEPOSITS, PRE-PAYMENTS & RECEIVABLE	410,641,334	413,853,522
<b>CASH IN HAND &amp; AT BANK</b>	<b>797,259,591</b>	<b>817,225,262</b>
FIXED DEPOSIT WITH BANKS	725,915,694	720,500,000
SHORT TERMS DEPOSITS WITH BANKS	69,509,298	94,626,165
CURRENT ACCOUNT & CASH IN HAND	1,834,599	2,099,097
DEFERRED TAX ASSETS	995,525	1,090,116
<b>OTHER ACCOUNTS</b>	<b>20,956,754</b>	<b>19,004,584</b>
FIXED ASSETS INCLUDING RIGHT OF USE ASSETS (IFRS-16)	19,930,885	18,221,579
STOCK OF STATIONARY AND FORMS	390,294	406,239
STAMP IN HAND	635,575	376,766
<b>TOTAL</b>	<b>1,589,855,968</b>	<b>1,574,465,429</b>
<b>NET ASSETS VALUE PER SHARE (NAVPS) Note-04</b>	<b>14.28</b>	<b>14.09</b>

  
Chief Financial Officer (CFO) CC

  
Company Secretary

  
Chief Executive Officer (CEO)


  
Director

  
Chairman

# Purabi General Insurance Company Ltd.

STATEMENT OF COMPREHENSIVE INCOME (UN-AUDITED)  
FOR THE 1ST QUARTER ENDED MARCH 31, 2025

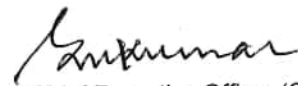
PARTICULARS	Jan. to Mar, 2025	Jan. to Mar, 2024
Opening Reserve for Un-expired Risks	16,548,538	11,528,696
Premium Less Re-Insurance	20,994,145	36,718,917
Re-Insurance Commission	6,758,500	5,868,617
	<b>44,301,183</b>	<b>54,116,230</b>
Claims paid & Due	(5,525,507)	(2,367,174)
Commission, Management Expenses	(19,018,072)	(18,841,482)
Closing Reserve for Un-expired Risks	(10,326,564)	(14,699,246)
<b>Underwriting Profit</b>	<b>9,431,040</b>	<b>18,208,328</b>
Income from Investment & Others	23,781,575	19,823,832
Gain or Loss from Sales of Shares	(355,628)	1,040,931
Management Expenses (Not Applicable to any particular fund or account)	(2,382,344)	(2,188,600)
<b>Net Profit before tax</b>	<b>30,474,643</b>	<b>36,884,491</b>
Provision for Current Income tax (Note-07)	(10,677,995)	(12,098,458)
Provision for Deferred tax (Note-08)	(94,591)	523,782
<b>Net Profit after tax</b>	<b>19,702,057</b>	<b>25,309,815</b>
<b>Earning per Share (EPS) Note-03</b>	<b>0.33</b>	<b>0.42</b>



Chief Financial Officer (CFO) CC



Company Secretary



Chief Executive Officer (CEO)



Director



Chairman

# Purabi General Insurance Company Ltd.

STATEMENT OF CHANGES IN SHARE HOLDER EQUITY (UN-AUDITED)  
FOR THE 1ST QUARTER ENDED MARCH 31, 2025

Particulars	Share Capital	Reserve for Exceptional Lossess	Reserve on gain for consideration of Market value of shares	Retained Earnings	Total Taka
Balance as on 01. 01. 2025	598,125,067	61,300,304	-	183,551,405	842,976,776
Net profit after tax	-	-	-	19,702,057	19,702,057
Reserve for exceptional Lossess	-	2,099,415	-	(2,099,415)	-
Loss for consideration of market value of Shares	-	-	-	(8,283,472)	(8,283,472)
Deferred tax	-	-	-	-	-
Balance as on 31.03.2025	598,125,067	63,399,719	-	192,870,575	854,395,361

# Purabi General Insurance Company Ltd.

STATEMENT OF CHANGES IN SHARE HOLDER EQUITY (UN-AUDITED)  
FOR THE 1ST QUARTER ENDED MARCH 31, 2024

Particulars	Share Capital	Reserve for Exceptional Lossess	Reserve on gain for consideration of Market value of shares	Retained Earnings	Total Taka
Balance as on 01. 01. 2024	598,125,067	47,931,397	493,538	176,922,153	823,472,155
Net profit after tax	-	-	-	25,309,815	25,309,815
Reserve for exceptional Lossess	-	3,671,892	-	(3,671,892)	-
Reserve on Gain for consideration of market value of Shares	-	-	(548,376)	(4,465,443)	(5,013,819)
Deferred tax	-	-	54,838	-	54,838
Balance as on 31.03.2024	598,125,067	51,603,289	-	194,094,633	843,822,989



Chief Financial Officer (CFO) CC



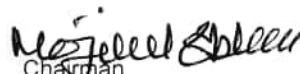
Company Secretary



Chief Executive Officer (CEO)



Director



Chairman



# Purabi General Insurance Company Ltd.

STATEMENT OF CASH FLOWS (UN-AUDITED)  
FOR THE 1ST QUARTAR ENDED MARCH 31, 2025

Particulars	Jan-Mar 31, 2025 Taka	Jan-Mar 31, 2024 Taka
<b>A. Cash flows from Operating Activities</b>		
Collection from premium & other Income	57,771,854	55,946,344
Payment for Management expenses, Claim, Re-insurance, Commission & Others	(25,888,170)	(22,695,620)
Income-tax paid and deducted at source	(9,098,148)	(7,569,522)
VAT paid to Government	(3,425,152)	(5,207,248)
<b>Net Cash Flows from Operating Activities</b>	<b>19,360,384</b>	<b>20,473,954</b>
<b>B. Cash flows from Investing Activities</b>		
Purchase of Fixed Assets	(2,397,998)	(4,306,029)
Advance for AC Purchase	(500,000)	-
Sale or purchase of share of Listed Companies	(25,228,344)	(11,124,569)
Purchase of Government Treasury Bond	(5,000,000)	-
IPO Shares Refund Money Receipt	-	602,950
<b>Net Cash used in Investing Activities</b>	<b>(33,126,342)</b>	<b>(14,827,648)</b>
<b>C. Cash Flows From Financing Activities</b>		
Dividend paid	(5,562,681)	(8,948,570)
Finance cost paid	(178,482)	(217,808)
Lease liability paid	(458,550)	(419,224)
<b>Net Cash used in Financing Activities</b>	<b>(6,199,713)</b>	<b>(9,585,602)</b>
<b>Net Cash inflow/(outflow) (A+B+C)</b>	<b>(19,965,671)</b>	<b>(3,939,296)</b>
Opening Cash & Bank Balance	817,225,262	831,978,170
<b>Closing Cash &amp; Bank Balance</b>	<b>797,259,591</b>	<b>828,038,874</b>

Net Operating Cash Flows Per Share (NOCFPS) Note-05

0.32


0.34

  
Chief Financial Officer (CFO) CC

  
Company Secretary

  
Chief Executive Officer (CEO)

  
Director

  
Chairman

# Purabi General Insurance Company Ltd.

Notes to the Financial Statements

As at and for the period ended March 31, 2025

## 01 Legal Status and Nature of the Company

The Company was Incorporated on 29th June, 1988 under the company's Act 1913 with the object of carrying in and outside Bangladesh all kind of insurance business other than life insurance and obtained the Certificate of Commencement of Business from the Registrar of Joint Stock Companies, Bangladesh with effect from the same date. However, the Certificate of Commencement of insurance business from the Controller of Insurance, Government of the Peoples Republic of Bangladesh was obtained with effect from 3rd November, 1988. In 1995 the company issued public portion of shares and listed with the Dhaka Stock Exchange from 4th August, 1995.

## 02 Components of the Financial Statements

- Statement of Financial Position
- Statement of Comprehensive Income
- Statement of Changes in share holder Equity
- Statement of Cash Flows

## 03 Earnings Per Share

Earnings attributable to the Ordinary Shareholders (Net profit after Tax)  
Weighted average number of ordinary shares  
EPS

Mar 31, 2025	Mar 31, 2024
Taka	Taka
19,702,057	25,309,815
59,812,506.7	59,812,506.7
0.33	0.42

## 04 Net Assets Value per Share:

Net Assets Value  
Weighted average number of ordinary shares  
NAV per Share

Mar 31, 2025	Dec 31, 2024
Taka	Taka
854,395,361	842,976,776
59,812,506.7	59,812,506.7
14.28	14.09

## 05 Net Operating Cash Flows Per Share

Net Operating Cash Flow  
Weighted average number of ordinary shares  
Net Operating Cash Flows Per Share (NOCFPS)

Mar 31, 2025	Mar 31, 2024
Taka	Taka
19,360,384	20,473,954
59,812,506.7	59,812,506.7
0.32	0.34

## 06 Reconciliation of Cash flows from operating Activities between Direct and Indirect Method

Net Income before tax	30,474,643	36,884,491
Add: Depreciation for the period being non-cash expense	848,792	921,829
Add: Finance Cost (Lease Properties)	178,482	217,808
Add: Loss from Sale of Shares & Dividend	352,708	(1,092,931)
	<b>31,854,625</b>	<b>36,931,197</b>
<b>Changes in Assets</b>		
Interest, Dividend & Rent Receivables	3,181,150	1,263,313
Amount Due from others persons or bodies Carrying on Insurance Business	(7,555,878)	(2,975,650)
Advance, Deposit Pre-payments and receivable	1,906,309	(8,208,507)
Advance & Source Tax Paid	(9,098,148)	(7,569,522)
Stock of Stationery & Forms	15,945	23,094
Stamp in Hand	(258,809)	192,660
	<b>(11,809,431)</b>	<b>(17,274,612)</b>
<b>Changes in Liabilities</b>		
Balance of Funds & Accounts	(6,221,974)	3,170,550
Premium Deposit	(4,840,338)	(4,079,864)
Estimated Liabilities in Respect of Outstanding Claims Whether Due or Intimated	3,562,800	60,957
Amount Due to other persons or Bodies Carrying on Insurance Business	10,052,934	3,124,479
Sundry Creditors	(3,238,232)	(1,458,753)
	<b>(684,810)</b>	<b>817,369</b>
<b>Net Cash Generated from Operative Activities</b>	<b>19,360,384</b>	<b>20,473,954</b>

07 Provision for Current Tax

Net profit before Tax  
Less: Reserve for exceptional Losses @10%  
Add: Capital Loss sales of Shares  
Less: Stock dividend  
Less: Cash dividend

Mar 31, 2025	Mar 31, 2024
Taka	Taka
30,474,643	36,884,491
(2,099,415)	(3,671,892)
355,628	(1,040,931)
(2,920)	(52,000)
(542,747)	(288,630)
<b>28,185,189</b>	<b>31,831,038</b>

Calculation of Tax provision:

01. Business & Others profit (37.50%)  
02. Capital gain sales of Shares (10%)  
04. Cash dividend (20%)

Provision tax during the year

10,569,446	11,936,639
-	104,093
108,549	57,726
<b>10,677,995</b>	<b>12,098,458</b>

08 Deferred Tax

Temporary of Deductable Defference :

Accounts Base Written Down value of Assets  
Tax Base Written Down value of Assets

Mar 31, 2025	Mar 31, 2024
Taka	Taka
12,770,356	10,331,442
15,425,088	15,111,161
<b>2,654,732</b>	<b>4,779,719</b>

Deferred Tax Assets as on 31.03.2024 (4,779,719@37.50%)

Deferred Tax Assets Recognised Previous

Deferred tax During the Period

995,525	1,792,395
1,090,116	1,268,613
<b>94,591</b>	<b>(523,782)</b>

09 Transection with related parties

S No.	Name of the related party	Nature of transactions	Premium Earned	
			Jan-Mar, 2025	Jan-Mar, 2024
1	Samorita Hospital Ltd.	Insurance	324,981	288,000
2	Sandhani Life Insurance Co. Ltd.	Insurance	45,594	141,901
3	Sandhani Credit Co-operative Society Ltd.	Insurance	-	24,923
4	Amico Laboratories Ltd		26,826	-

Chief Financial Officer (CFO) CC

Company Secretary

Chief Executive Officer (CEO)

Director

Chairman